



Dock Lights & Fan Combination



Lamp not included



Lamp not included



Lamp not included

Design Highlights

- Available with 24", 42", 62" or 92" total arm reach
- Dock lights compatible with most PAR 30 or PAR 38 lamps
- Fan is heavy-duty, 18", 3-speed fan for maximum air movement
- Wire guard included
- Lamp not included
- These products carry a (1) year limited warranty with APS Resource

Technical Specifications

Output	Compatible with most PAR 30 or PAR 38 lamps
Docklight Power	[Poly] 30 Watts (max.) LED, 150W (max.) incandescent
	[Metal] 300 Watts (max.) incandescent
Fan Power	1.8 A at 120V
Fan CFM	3,190 (high), 2,970 (medium), 2,660 (low)
Input	120 VAC, 50/60 Hz
	[Poly] 240 VAC, 50 Hz is an option
Location	Dry Location Only
Certifications	UL listed and cUL listed

Project Information

Job Name _____
 Address _____
 General Contractor _____
 Distributor _____
 Model _____
 Quantity _____

Certified for Construction


By _____
 Company _____
 Address _____
 Date _____




Dock Lights & Fan Combination

Models	Total Reach	# of Arm Segments	Application	Est. Weight
<u>Metal Heads</u>				
908638	42"	2	Trucks	18 lbs.
AP0297 (Spring Arm)	42"	2	Trucks	17 lbs.
908639	62"	2	Trucks/Rails	23 lbs.
908640	92"	3	Rail Cars	25 lbs.
<u>Polycarbonate Heads</u>				
AP0732	42"	2	Trucks	18 lbs.
AP0928 (Spring Arm)	42"	2	Trucks	16 lbs.
AP0733	62"	2	Trucks/Rails	21 lbs.
<u>Light/Fan Combo</u>				
AP0065 (Metal Head)	42"	2	Trucks	45 lbs.
AP0378 (Poly Head)	42"	2	Trucks	45 lbs.
AP0159 (Metal Head)	62"	2	Trucks/Rails	49 lbs.
AP0881 (Poly Head)	62"	2	Trucks/Rails	49 lbs.

Dual Arm Models



SPRING ARM



STANDARD ARM