

Dock Lights

SPECIFICATION



An illuminated truck trailer allows your employees to safely load and unload quickly and efficiently! Now you can improve poor lighting and ventilation at your dock. The APS Resource Metal or Poly Head Dock Light, Spring Head Dock Light and Dock Light/Fan combinations are the solution. Lights are powder coated in safety yellow finish for high visibility. Many Dock Light models are dual arm construction for greater durability and flexibility. Now available with energy saving LED technology.

Design Highlights

- Available with 24", 42", 62" or 90" total arm reach
- Available with metal or polycarbonate head
- Optional LED, High Pressure Sodium, Metal Halide Bulbs or incandescent bulbs
- Rugged Spring-Head adds additional durability
- Light/Fan combination has 3-speed, 18" 5500 CFM fan
- UL listed and cUL listed
- APS Resource warrants these products will be free from defects in material and workmanship under normal use for (1) year

Project Information

Job Name _____

Address _____

General Contractor _____

Distributor _____

Model _____

Quantity _____

Certified For Construction

By _____

Company _____

Address _____

Date _____

Dock Lights

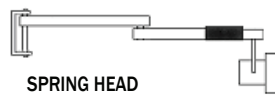
SPECIFICATION

Models	Total Reach	# of Arm Segments	Application	Est. Weight
<u>Metal Heads</u>				
K-1024	24"	2	Trucks	16 lbs.
K-1040	42"	2	Trucks	18 lbs.
K-1040 (spring head)	42"	2	Trucks	18 lbs.
K-1060	62"	3	Trucks/Rails	23 lbs.
K-1090	90"	5	Rail Cars	25 lbs.
<u>Polycarbonate Heads</u>				
DL-40P	42"	2	Trucks	15 lbs.
DL-40P (spring head)	42"	2	Trucks	15 lbs.
DL-60P	62"	3	Trucks/Rails	20 lbs.
DL-60P (spring head)	62"	3	Trucks/Rails	20 lbs.
<u>High Pressure Sodium (bulb included)</u>				
K-1040-HPS-50W (metal head)	42"	2	Food/Pharm.	27 lbs.
DL-40P-HPS-50W (poly head)	42"	2	Food/Pharm.	25 lbs.
K-1060-HPS-50W (metal head)	62"	3	Food/Pharm.	32 lbs.
DL-60P-HPS-50W (poly head)	62"	3	Food/Pharm.	30 lbs.
<u>Light/Fan Combo</u>				
K-1040-LF (metal head)	42"	2	Trucks	45 lbs.
DL-40P-LF (poly head)	42"	2	Trucks	38 lbs.
K-1060-LF (metal head)	62"	3	Trucks/Rails	49 lbs.
DL-60P-LF (poly head)	62"	3	Trucks/Rails	43 lbs.

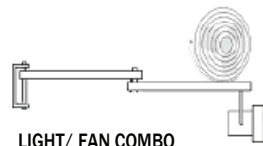
* 115 volt is standard. Lamp bulb not included unless indicated. Metal halide, quartz halogen and fluorescent heads are also available. Consult APS for details.



Bulb guards are included as standard

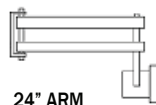


SPRING HEAD

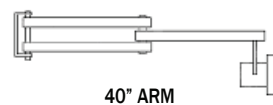


LIGHT/ FAN COMBO

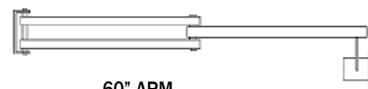
Dual Arm Models



24" ARM



40" ARM



60" ARM

Note: Bottom of dock light arm to be mounted a minimum of 6'9" above floor level.

