

Warehouse & Loading Dock Solutions



Vehicle Restraint




Gates & Barriers



FLEX-BACK Panel



Lighting Products



Energy Saving Products



Protective Systems



APS Resource®

Your Aftermarket Solution

©2018 4Front Engineered Solutions, Inc. - APS Resource

Table of Contents

VEHICLE RESTRAINTS	4
APS 2000 VEHICLE RESTRAINT	4
S.W.A.T. - SECONDARY WARNING ALERT TECHNOLOGY	4
GATES & BARRIERS	5
DOCK IMPACT BARRIER	5
DOCK IMPACT BARRIER - LC	5
DUAL CHAIN	6
WORK SAFE GATE.....	6
SECURITY GATE	7
ENVIROGATE LT	7
FLEX-BACK PANEL.....	8
FLEX-BACK DOOR PANEL	8
DOCK LIGHTING	9
HEAVY-DUTY ADJUSTABLE FAN/LIGHT	9
APS&GO LED	9
HIGH IMPACT LED DOCK LIGHT	10
G-FLEX LED DOCK LIGHT	10
E-SAVER LED LAMPS	10
DOCK STROBE	11
REFLECT AND GUIDE STRIPS.....	11
LED GUIDE LIGHTS	11
ENERGY SAVINGS PRODUCTS.....	12
ENERGY GUARD RETROFIT KITS.....	12
DOCK LEVELER WEATHERSEAL	12
DOOR WEATHERSEAL	12
EDGE SEALR.....	13
DOOR SPRAG	13
DOCK STUFR	13
WEATHERWALL	13



Table of Contents

PROTECTIVE SYSTEMS	14
BOLLARDS & BOLLARD COVERS	14
SENTRY RAIL	14
SENTRY RAIL LT	14
DRAIN PIPE PROTECTORS	15
END OF RACK POST PROTECTORS	15
FORK SENTRY	15
TRAK-SENTRY	16
Z-GUARD	16
BUMPERS	16
WALL & DOOR GUARD	17
SLIDER RAIL	17
COLUMN PROTECTORS	17
SAFETY PRODUCTS	18
TRAILER STABILIZERS	18
WHEEL GUIDES	18
VISUAL BARRIERS	19
WHEEL CHOCKS & CHAINS	19
PRODUCT UPGRADES	20
LED LIGHT UPGRADES FOR VEHICLE RESTRAINTS	20
ATC - AIR CONVERSION KIT	20
HTC - HYDRAULIC CONVERSION KIT	20
WAREHOUSE FANS	21
TURBO-ES FANS	21
DOCK/LIGHT FAN	21
APS RESOURCE COMPREHENSIVE LINEUP	22



VEHICLE RESTRAINT



APS 2000 Vehicle Restraint

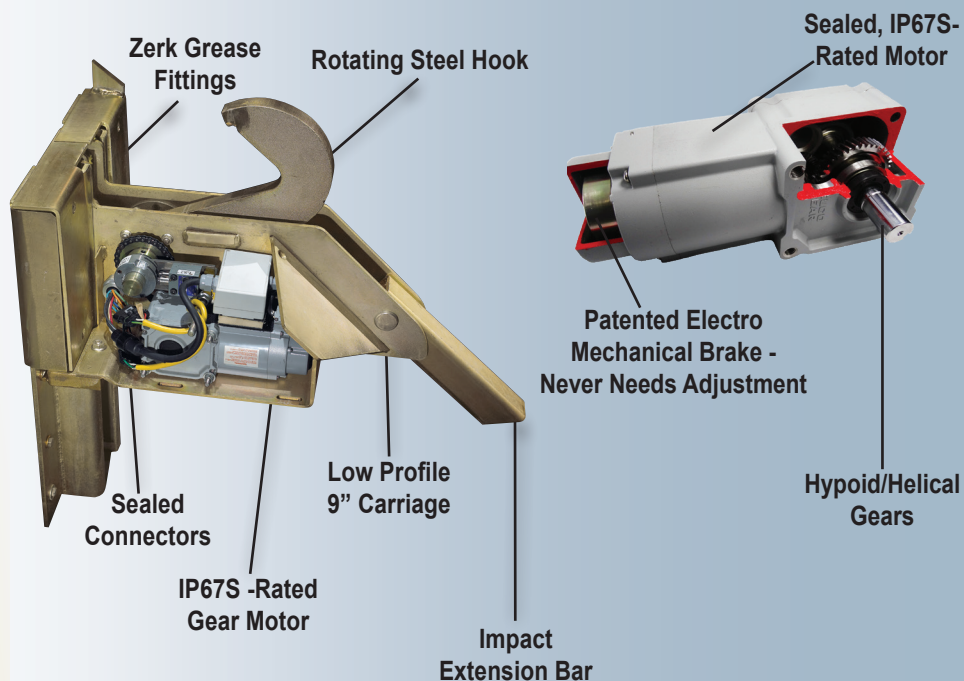
APS 2000® Vehicle Restraint

The APS 2000 is a superior rotating hook, impact-style vehicle restraint developed specifically to reduce the occurrence of accidents at the dock. The APS 2000 combines an advanced LED communication system with a low profile restraint carriage.

- Patented IP67S rated motor with electro-mechanical brake. No adjustment needed
- Zinc plated/yellow dichromate finish for superior corrosion resistance
- Automatic re-engagement
- LED internal/external light and sign communication
- Low profile, 9" carriage has a service range of 9" - 25" off grade



PLC-based control panel with red/green composite light



S.W.A.T.™ - Secondary Warning Alert Technology

- The S.W.A.T. module flashes the loading dock light when the restraint faults to indicate a change in dock status
- Works with most restraints that have an alarm or warning state
- Flash rate of 60 fpm
- LED light to indicate receptacle output status
- Compatible with many dock lights (consult owners manual)



S.W.A.T.



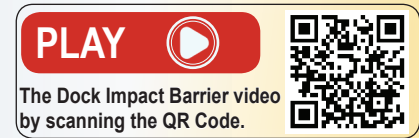
APS Resource®
Your Aftermarket Solution

©2018 4Front Engineered Solutions, Inc. - APS Resource

GATES & BARRIERS


Dock Impact Barrier™

The APS Resource Dock Impact Barrier is a manually operated gate. It helps reduce damage to equipment, door panels and door track when the door is closed. The Dock Impact Barrier is opened by releasing the foot latch and lifting the gate with the gas spring assist. The gate is easily positioned with very little effort.



- Stops a 10,000 lb gross load at 4 mph
- 42" top rail meets OSHA standard for withstanding 200 lbs of force from any direction
- High-visibility yellow
- Protects overhead doors and tracks
- Sizes to fit: 6' Door, 7' Door, 8' Door, 9' Door and 10' Door
- Control interlocking options available

Dock Impact Barrier



Dock Impact Barrier - LC™

The APS Resource Dock Impact Barrier - LC adheres to the rigorous standards of the Dock Impact Barrier while reducing overhead clearance requirements by 30" without impairing performance.

- Stops a 10,000 lb gross load at 4 mph
- 42" top rail meets OSHA standard for withstanding 200 lbs of force from any direction
- High-visibility yellow
- Protects overhead doors and tracks
- Sizes to fit: 8' Door, 9' Door and 10' Door
- Control interlocking options available

Dock Impact Barrier - LC



APS Resource®

Your Aftermarket Solution


©2087 4Front Engineered Solutions, Inc. - APS Resource

GATES & BARRIERS

DUAL CHAIN™

The DUAL CHAIN is a set of strengthened security chains used to help protect workers from edge of accidents. This protective product is anchored in the door frame, stretches across dock and secured in corresponding receivers. The DUAL CHAIN is a cost-effective, easily installed barrier option.

- Chain system top rail meets OSHA standard for withstanding 200 lbs of force
- High-visibility yellow chain
- Attached to sides of door frame to enhance durability
- Constructed of aluminum with zinc powder coating
- Simple manual operation; no electrical requirements
- Easy installation
- 8', 9', 10' door capabilities



DUAL CHAIN

Work Safe Gate™

The Work Safe Gate by APS Resource provides excellent visual protection for personnel. The yellow and yellow/black design provides high visibility. The easy to operate gate lifts effortlessly out of the opening for complete access.

- 42" top rail meets OSHA standard for withstanding 200 lbs of force from any direction
- Safety latch mechanism securely keeps gate closed and can be locked out with padlock
- High-visibility yellow/black striping
- Easy operation, no electrical requirements
- Sizes to fit: 6', 7', 8', 9' and 10' openings



Work Safe Gate



APS Resource®


Your Aftermarket Solution

©2018 4Front Engineered Solutions, Inc. - APS Resource


GATES & BARRIERS

Security Gates

- Extra-heavy steel construction
- Standard galvanized finish for durability
- Bi-parting security gate is designed to secure dock doors without sacrificing visibility or air circulation
- Available in Single-slide and Bi-parting in a variety of widths and heights



Bi-parting Security Gate



Single-slide Security Gate

EnviroGate LT

The EnviroGate LT is the economical way to provide security and safety for your facility at a reasonable price. This gate has similar functionality to our standard security gate while still being environmentally friendly.

- Made of 100% recycled, recyclable galvanized steel – provides a lower cost option
- 15 galvanized (0.071" thick) steel
- Non-toxic, water based corrosion – restraint finish
- Solid Steel Casters
- Easy to install; do-it-yourself instructions included
- Optional: Standoff bracket & self standing post available



EnviroGate LT



APS Resource®

Your Aftermarket Solution


©2018 4Front Engineered Solutions, Inc. - APS Resource

FLEX-BACK PANEL

FLEX-BACK™ Door Panel

The FLEX-BACK Panel is the answer to common lower door panel damage, one of the most frequent and costly maintenance problems in today's busy warehouse. The FLEX-BACK Panel is constructed of a high impact polymer skin and flexible tube frame which allows the panel to flex upon impact and return to its normal operating position.

- Flexible panel construction; durable high impact polymer panel skin
- Handles most common door impact at the dock and helps reduce door maintenance cost
- Standard heavy-duty, easy grip handle
- Provides excellent thermal seal
- Installs easily using standard door hardware
- Available in most popular sectional door sizes from 7' to 12' as well as custom sizes
- Seals against tongue and groove or ship/lap door panels



FLEX-BACK Door Panel flexes upon impact



The unique construction of the panel allows it to flex, providing durability and reliable operation



APS Resource®

Your Aftermarket Solution


©2018 4Front Engineered Solutions, Inc. - APS Resource

DOCK LIGHTING

Heavy-Duty Adjustable Fan/Light

The Heavy-Duty Adjustable Fan/Light is durable dock product that enhances visibility and air quality on the loading dock. Attached to an adjustable sliding steel bracket is a hinged dual arm that allows for easy positioning. The product's output qualities makes it an energy conscious solution.

- No power switches on arm, light or fan. It's to be wired directly to a control panel or separate wall switches
- Spring-loaded pin and handle assembly for ease of adjustable height
- Gas shock assisted adjustable height in one-inch increments (up to 6")
- Dock light: lens conforms to FDA & USDA requirements for facilities
- Dock fan: tapered cone provides focused column of air
- These products carry a (3) year limited warranty with APS Resource



Heavy-Duty Adjustable Fan/Light



APS&GO - LED™

The APS&GO - LED reduces the potential for serious accidents from truck drivers pulling away before loading/unloading is finished.

- High-visibility red/green flashing LED lights with truck driver sign for simple, effective communication
- Compact, low-profile design reduces potential damage and fits between narrow seal/shelter designs
- Impact resistant polymer housing helps prevent corrosion
- Long lasting LED technology for added safety



APS&GO - LED

DOCK LIGHTING

High Impact LED™ Dock Light

Watts	Lamp Life	Lumens	Beam Spread
18W	60,000 hrs.	915	15°

- Rugged, compact design for the most demanding applications
- 100-240 VAC, 50/60 Hz
- Light head rated for wet locations, IP66, NEMA 4
- Meets requirements for food and pharmaceutical facilities
- This product carries a (3) year limited warranty with APS Resource




High Impact LED Dock Light

G-Flex LED Dock Light™

Watts	Lamp Life	Lumens	Beam Spread
14W	60,000 hrs.	803	10°

- Heavy-duty, flexible, 27" stainless steel arm
- Steel elbow with swivel base to simplify positioning
- Meets requirements for food and pharmaceutical facilities
- This product carries a (3) year limited warranty with APS Resource
- UL and cUL listed
- Also available: G-Flex Dock Light™ with optional lamps



G-Flex LED Dock Light

E-Saver™ LED Lamps

Size	Watts	Lamp Life	Lumens	Beam Spread
Par 30	13W	25,000 hrs.	800	25°
Par 38	17W		960	

- Energy Star certified
- Both fit most existing dock lights and light fixtures for easy installation
- Meets requirements for food and pharmaceutical facilities
- This product carries a (5) year limited warranty with APS Resource



E Saver 30™
LED Lamp



E Saver 38™
LED Lamp



APS Resource®
Your Aftermarket Solution

©2018 4Front Engineered Solutions, Inc. - APS Resource

DOCK LIGHTING

Dock Strobe™

The Dock Strobe will alert all employees to potentially dangerous situations using a 100-candela strobe tube light powered by two 6-volt, lantern batteries.

- Safety yellow casing and amber 360° dome for superior visibility
- Low profile, impact-resistant 4" dome
- Dual 3" heavy-duty industrial grade magnets on base




Dock Strobe

Reflect & Guide Stripes

The easy to install Reflect & Guide Stripes enhance safety at the dock and throughout the facility.

- Weather resistant for long-term performance
- 47,000 microprisms per square inch provide intense reflective property
- No electrical hook-ups, no bulbs to replace and zero energy use
- 4" Wide; 10", 24", 30" long and custom sizes available



Reflect & Guide Stripe

LED Guide Lights

Guide Lights provide an ideal focal point for drivers, greatly reducing the risk of "overrunning" the dock. The dual Guide Light's illuminate the dock surface exactly where needed to assist a driver in lining up the trailer square to the dock.

- 50,000 hr. LED lamp life
- High-impact polycarbonate construction with ribbed reinforcing
- High visibility from compact illumination on both sides of the door opening
- 120V AC or 12/24 VAC/DC operation; dual light system is standard



LED Guide Lights



APS Resource®


Your Aftermarket Solution

©2018 4Front Engineered Solutions, Inc. - APS Resource


ENERGY SAVING PRODUCTS

ENERGY GUARD® Retrofit Kits

- Effectively seals off gaps by forming a compression seal around sides and rear of dock leveler
- Side seal assemblies are open cell foam encapsulated with reinforced vinyl
- Effective perimeter seal (sides & back up to 9" above dock)
- Unrestricted access to pit for cleaning and dock leveler inspection. Easy access to the dock leveler and pit
- Retrofit kits install easily with common tools



ENERGY GUARD Retrofit Kit



Dock Leveler Weatherseal

- Tek screw or weld-on style weatherseal available in nylon brush or PVC
- Nylon brush weatherseal deters rodents and insects from entering around the dock leveler
- PVC flexible weatherseal is resistant to heat and cold, and endures years of use




Dock Leveler Brush Seal

Chain Sealr™

- Deters rodents and insects from entering the facility through the chain opening of the dock leveler

Rear Hinge Seal

- Available in spiral brush seal, foam cord or foam block styles



Chain Sealr



Rear Spiral Brush Seal

Door Weatherseal

- Available in common door panel widths: 8'2", 9'2", 10'2" and custom sizes
- Available in 1.5", 2" and 3" bristle lengths
- Standard 45° or 180° aluminum extrusion retainers for effective door sealing
- Preferred choice for food and pharmaceutical facilities



Door Brush Seal



APS Resource®
Your Aftermarket Solution

©2018 4Front Engineered Solutions, Inc. - APS Resource

ENERGY SAVING PRODUCTS

Edge Sealr™


- Effectively seals off the bottom of your dock door
- Constructed of 22 oz. vinyl; available up to 12' with or without side flaps



Edge Sealr

Door Sprag™

- Fills the gap between the dock leveler and pit wall



Door Sprag

Dock Stufr®

- Constructed from heavy-duty coated fabric; designed to eliminate light gaps between lip and bumper




Dock Stufr

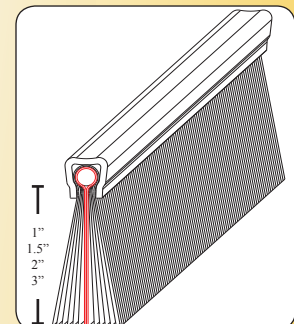
WeatherWall

The WeatherWall is a unique style of brush weatherseal. The WeatherWall has a sheet of EPDM rubber surrounded by a layer of brush on each side.

- Heavy-duty propylene bristles
- Durable, synthetic EPDM airtight membrane
- WeatherWall can be used anywhere you would normally use brush-style weatherseal - doors, docks, conveyors, etc.
- Available in various sizes
- Brush deters rodents and insects from entering around the dock or doors at Food & Pharmaceutical facilities



WeatherWall



PROTECTIVE SYSTEMS

Bollards & Bollard Covers

Pipe Bollards

- Protection for loading docks, door jambs and other in-plant areas susceptible to a moving vehicle collision
- Available in heavy-duty 6" or 4" pipe
- Powder coated safety yellow for high visibility

Bollard Covers

- Enhance your property's appearance without costly painting or clean-up
- Fit securely over existing bollard posts
- Constructed of 1/8" thick, high density, UV stabilized polyethylene for durability and long life
- OSHA yellow; enhances visibility with red or blue reflective stripes
- Various sizes available



Bollard Covers



Pipe Bollard

Sentry-Rail™

- Heavy-duty steel construction with powder coated safety yellow for high-visibility and lasting durability
- Available in double-rail (42" high) or single-rail (18" high)
- Withstands a 10,000 lb load at 4 mph
- Posts are 4" square high strength steel with a 5/8" thick baseplate
- Optional Swing Gate, Lift-Out Rail and Offset posts available



Sentry-Rail

Sentry-Rail LT™

- Heavy-duty steel construction with powder coated safety yellow for high visibility and lasting durability
- 42" double rail meets OSHA standard for fall protection systems
- Lift out rail design provides quick and easy access to protected areas
- 8' rail sections can be cut to custom lengths in the field



Sentry-Rail LT



APS Resource®
Your Aftermarket Solution

©2018 4Front Engineered Solutions, Inc. - APS Resource

PROTECTIVE SYSTEMS

Drain Pipe Protectors

- Heavy-duty steel construction with powder coated safety yellow for high visibility and lasting durability
- A smart investment to eliminate damage to unprotected drain pipes in the busy industrial area
- Two versatile models available: wall mount and I-Beam mount
- Absorbs and dissipates direct impact



Drain Pipe Protector

End of Rack Post Protectors

- Helps protect rack from damage
- Constructed of rugged steel plates
- High-visibility safety yellow powder coating
- Available in various heights and lengths



End of Rack Post Protectors

Fork Sentry

- Heavy-duty, gusseted, 8" high construction with powder coated safety yellow for high visibility and lasting durability
- Provides safety to machinery, personnel and company assets
- Protects from lift truck traffic and forks
- Available in 18", 36", 48", 60", 96", 108" and custom lengths



Fork Sentry



APS Resource®

Your Aftermarket Solution

©2018 4Front Engineered Solutions, Inc. - APS Resource

PROTECTIVE SYSTEMS

Trak-Sentry™


- Heavy-duty steel construction with powder coated safety yellow for high visibility and lasting durability
- Offers maximum protection for your overhead door tracks
- Sold in pairs - available in 3/16" (standard duty) or 1/4" (heavy-duty) thick steel
- Standard size 48" and custom templates available



Trak-Sentry

Z-Guard

- Heavy-duty steel construction with powder coated safety yellow for high-visibility and lasting durability
- A cost effective solution to protect your overhead door tracks
- Sold in pairs - available in 3/16" (standard duty) or 1/4" (heavy-duty) thick steel
- Standard sizes 48" or 30" and custom templates available



Z-Guard

Bumpers

Provide maximum protection against vehicle damage to the building, dock leveler, restraint, seal or shelter. A wide variety to choose from in vertical and horizontal bumpers.

- Provide maximum protection against vehicle damage to the dock leveler, building walls, restraint and seals/shelters
- Constructed to last, and proven years of protection
- Reduces costly concrete repair to buildings from truck impact
- Available in both vertical and horizontal
- Available in steel faced, laminated and molded



Laminated Bumpers



Dock Defender Bumper



Steel-Faced Bumper



Molded Bumpers



APS Resource®

Your Aftermarket Solution

©2018 4Front Engineered Solutions, Inc. - APS Resource

PROTECTIVE SYSTEMS

Wall & Door Guard

- High-visibility yellow powder coated with heavy-duty steel construction
- Protects industrial door frames, walls, overhead conveyors and racking
- Lower PVC “Banger Bar” alerts operator of overhead clearance
- Adjustable to fit width/height requirements



Wall & Door Guard

Slider Rail™

- High-visibility yellow powder coated
- Easy operation; no electrical requirements
- 42" top rail meets OSHA standard for withstanding 200 lbs of force from any direction
- Available in 20' (opens 10') and 30' (opens 20') sizes



Slider Rail

Column Protectors

Protects against structural damage to I-Beams from forklifts and other equipment by absorbing impact.

- High-density polyethylene protectors are rust resistant
- Impact tested to handle a 7,000 lb forklift at 6 mph
- Deflect impact and guard against damage caused by forklifts, hand trucks, drum dollies and personnel traffic
- Quick and easy installation; no tools required



Poly-Barrel Column Protector

SAFETY PRODUCTS

Trailer Stabilizers

OSHA recommends trailer stabilizers to help reduce accidents from trailer-tip and landing gear collapse during loading and unloading, when a tractor does not support the trailer.

Heavy-Duty Hold Safe Stabilizer

- Static capacity: 100,000 lbs; lifting capacity: 50,000 lbs
- Two-speed gear box
- Service range: 41-3/4" to 55-1/4"
- Large 16" solid urethane tires



Heavy-Duty Hold Safe Stabilizer

Heavy-Duty Ratchet Beam

- Static capacity: 100,000 lbs; lifting capacity: 50,000 lbs
- Service range: 39-1/2" to 51"
- Two-way reversible hand ratchet
- Heavy-duty 8" semi-pneumatic tires



Heavy-Duty Ratchet Beam

Medium Ratchet Beam

- Static capacity: 100,000 lbs; lifting capacity: 40,000 lbs
- Service range: 39-1/2" to 51"
- Threaded screw design
- Heavy-duty 8" semi-pneumatic tires



Medium-Duty Ratchet Beam

Wheel Guides

Heavy-duty wheel guides direct the truck into the correct position at your dock.

Wheel Guide

- High-visibility safety yellow to stand out in the driveway
- Heavy-duty pipe style guides with dual mounting plates
- Standard size is 8' or 12' in length



Wheel Guide

Wheel Guide with Flare

- High-visibility safety yellow to stand out in the driveway
- Heavy-duty 5-1/2" diameter pipe
- Available in 8', 9' or 10' sizes with 32" flare



Wheel Guide with Flare



APS Resource®
Your Aftermarket Solution

©2018 4Front Engineered Solutions, Inc. - APS Resource

SAFETY PRODUCTS

Visual Barriers

Belted Visual Barrier

- 18 ft. yellow/black 3" strip for high visibility
- Trak-Sentry with visual barrier provide 48" high door track protection (optional)

Steel Visual Barrier

- 48" tall x 12' wide; high-visibility yellow/black steel barrier
- Lightweight design; additional double-wide (22') wheeled cart design available
- Highly visible strobe light for added safety (optional)



Steel Visual Barrier



Belted Visual Barrier

Wheel Chocks & Chains

OSHA requires trailer wheels be chocked during loading and unloading if there is no restraint, to prevent trucks from rolling. 3/16" plated coil chain sold separately. Optional "Truck Wheels Must Be Chocked" sign available.

Laminated Wheel Chocks

- Extra heavy-duty laminated rubber pads compressed between steel plates
- Contoured to fit tire; reversible

Aluminum Wheel Chocks

- Light weight, non-sparking extruded aluminum
- Surface gripping teeth on underside

Molded Wheel Chocks

- Available in molded rubber or urethane
- Designed to fit both the tire or the pavement
- Available in black or orange



Laminated, Aluminum and Molded Wheel Chocks

PRODUCT UPGRADES



Inside LED Upgrade



Outside LED Upgrade

LED Light Upgrades for Vehicle Restraints

LED upgrades available for both inside and outside red/green lights. Replace higher maintenance incandescent bulbs with safer, long-lasting LED technology.

- 90% less energy consumed than a traditional incandescent bulb
- No maintenance, extra long lamp life, high vibration resistance
- Available in 12-24V & 115V low-profile design

ATC - Air Conversion Kit™

The patented ATC (Air Technology Conversion) Kit will extend the life of your old dock leveler and make it more efficient while lowering your operating costs. The ATC Kit converts levelers of most major manufacturers and can be installed easily. The durable airbag lifting module operates without loss of performance in temperatures from -65 to +200 °F, even if the bag is punctured.

- No maintenance due to easy push-button operation
- Ergonomic design increases safety and productivity
- Proven technology - tested fully effective at over 200,000 cycles
- Environmentally friendly
- Lowest lifetime ownership cost
- 120V Single Phase



ATC:
Air Conversion Kit

HTC - Hydraulic Conversion Kit™

Fully hydraulic activation in a conversion kit combines ease of operation with low operating costs. Hydraulic main cylinder with hydraulic lip activation makes this kit a complete upgrade for your leveler. Velocity fuse included for emergency safety.

- 1 HP motor/pump assembly
- Hydraulic main cylinder and lip cylinder comes with all necessary hoses, fittings and brackets
- Easy to use, constant pressure push-button control



HTC:
Hydraulic Conversion Kit



APS Resource®
Your Aftermarket Solution

©2018 4Front Engineered Solutions, Inc. - APS Resource

WAREHOUSE FANS

Turbo-ES™ Fan

- Focused column of air that forces hot, cold or musty air from the trailer
- Less energy consumption for maximum air output
- Heavy-duty steel construction that is made in the USA
- Optional dock light head available
- This product carries a (2) year limited warranty with APS Resource



Turbo-ES™ Fan

Dock Light / Fan

Improves poor lighting and ventilation at the dock.

- Heavy-duty, 3-speed, 18", for maximum air movement
- Fan CFM is 3,190 (high), 2,970 (medium), 2,660 (low)
- Available with 24", 42", 62" or 90" total arm reach
- Various light heads and optional energy saving lamps available
- UL listed

Dock Light/Fan
with High Impact LED
Dock Light Head




APS RESOURCE'S COMPREHENSIVE LINEUP INCLUDES:

airDefense® Retro Fit Kits
APS&GO - LED™ Safety Light Systems
APS 2000® Rotating Hook Vehicle Restraint
ATC - Air Conversion Kit™
Bollard Covers
Bumper Brackets & Buildouts
Column Protectors
Curb Angle Sets
Dock Bumpers
Dock Defender™ Bumper
Dock Guide Lights
Dock Impact Barrier™
Dock Impact Barrier - LC™
Dock Light / Fan Combinations
Dock Seal Re-covers
Dock Seal Wear Pleats
Dock Strobe™
Dock Stufr®
Dock Visual Barrier
DOK-LOK® Replacement Parts
Door Edge Sealr™
Door Section Saver
Door Sprag™ Seals
Drain Pipe Protectors
DUAL CHAIN™
ENERGY GUARD® Retrofit Kits
E-Saver 30™ LED Lamp
E-Saver 38™ LED Lamp
Extra Length Dock Bumpers
FLEX-BACK™ Door Panel
Fork Sentry
G-Flex Dock Light™
G-Flex LED Dock Light™
Heavy-Duty Adjustable Fan/Light
High Impact LED™ Dock Light
Hold-Safe™ Trailer Stabilizer

HTC - Hydraulic Conversion Kit™
Kelley Atlantic Brand Service Parts
Kelley® Brand Service Parts
Laminated Dock Bumpers
LED Guide Lights
LED Upgrade Kits
Metal Head Dock Lights
Molded Dock Bumpers
Pipe Bollards
Pit Kits
Polycarbonate Head Dock Lights
Rack Post Protectors
Rear Spiral Seal
Reflect & Guide Stripes
Rite-Hite® Brand Service Parts
Security Dock Gates
Sentry-Rail™ Guard Railing
Sentry-Rail - LT™ Guard Railing
Serco® Brand Service Parts
Slider Rail
Spring Head Dock Lights
Stand-off Kits for Restraints
Steel Faced Dock Bumpers
Steel Pit Kits
S.W.A.T. (Secondary Warning Alert Technology)
Trak-Sentry™ Door Track Protectors
Truck Alert Light Communication Systems
Turbo-ES™ Fan
Visual Barriers
Wall & Door Guard
Weatherseal Kits for Dock Levelers & Doors
WeatherWall
Wheel Chocks & Chains
Work Safe Gate™
Z-Guard Door Track Protectors

Your APS Resource Local Distributor Is:



As part of our policy of continuous product improvement, we reserve the right to change specifications at any time.

Scan the QR Code
to view the APS
Resource website.



APS Resource®

Your Aftermarket Solution

©2018 4Front Engineered Solutions, Inc. - APS Resource

APS-519 RH-12-18