


APS | GAP GUARD



Description

The loading dock leveler corner opening is one of the most vulnerable gaps for any warehouse. With the Gap Guard, you can help protect the gap and enhance your loading dock today.

Features

- Helps increase energy savings
- Creates an additional barrier to help keep pests and debris out
- Steel and vinyl construction
- Durable design to withstand the loading dock environment
- This product carries a (1) year limited warranty with APS Resource

Specifications

Purpose	Help reduce energy loss while keeping pests and debris out by filling open corner gaps of loading docks
Available Sizes	18 x 17 in. and 8 x 17 in.
Construction Material	Chemical resistant, 40 oz. Vinyl, 12 gage galvanized steel, PVC-coated polyester fabric

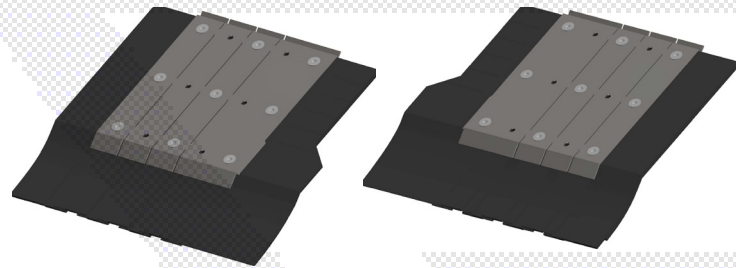


After Gap Guard



Before Gap Guard

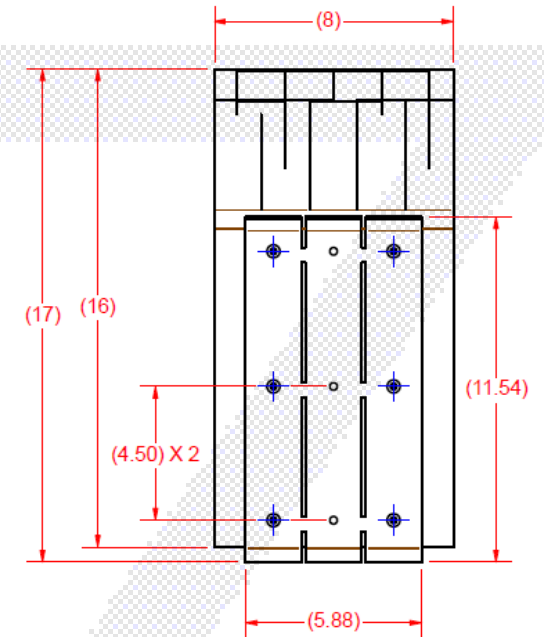
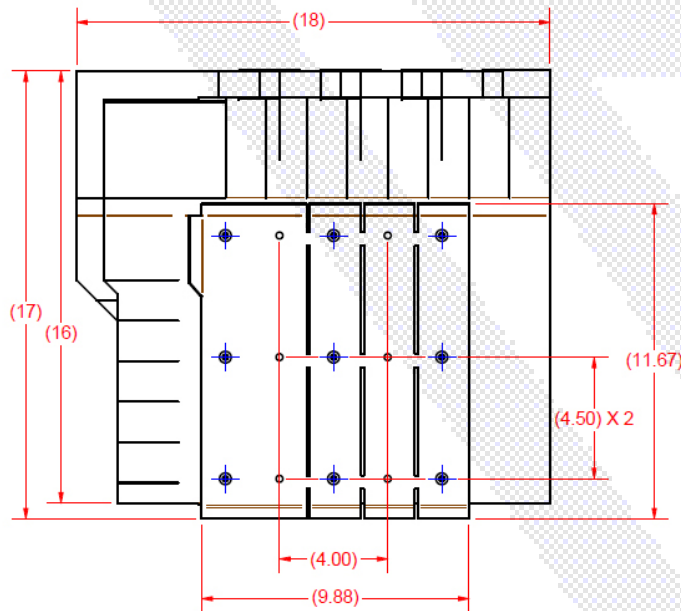
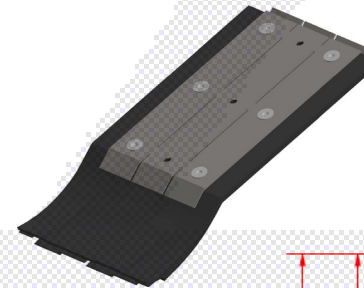
OVERHEAD VIEW - LH & RH Orientation



SIDE PROFILE



OVERHEAD VIEW - Extension



Project Information

Job Name _____
Address _____
General Contractor _____
Distributor _____
Model _____
Quantity _____

Certified for
Construction

By _____
Company _____
Address _____
Date _____



APS Resource®
Your Aftermarket Solution